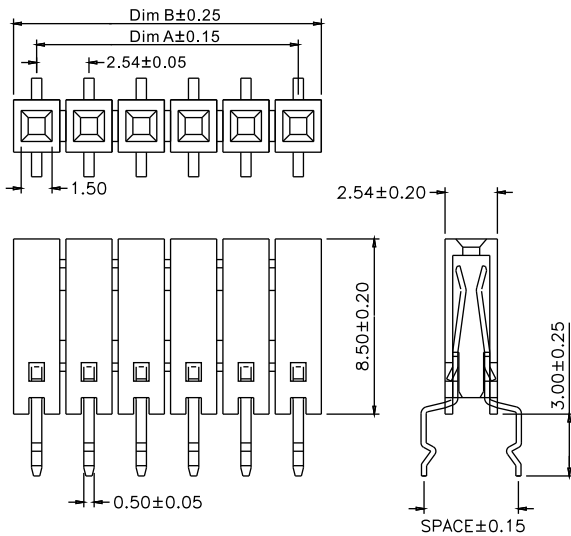


■ **Specifications**

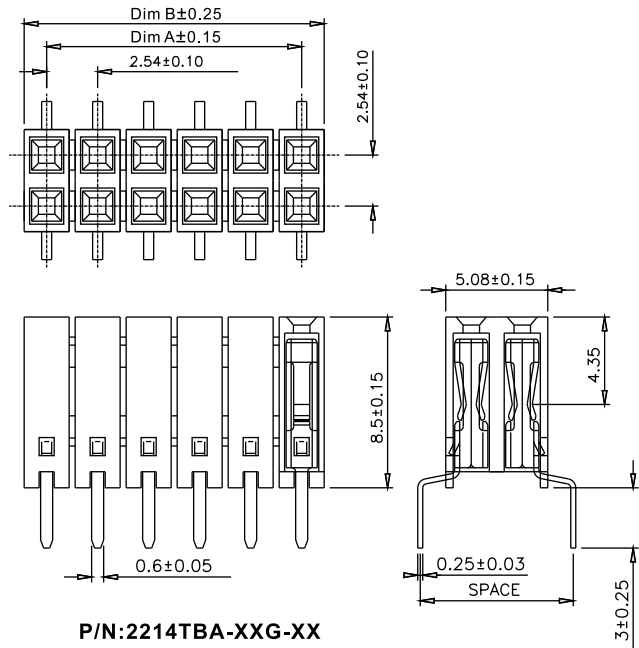
Current rating:3.0AAC/DC
Voltage rating:250V AC/DC
Contact resistance:20m ohm. max.
Insulation resistance:1000M ohm. Min.
Withstanding voltage:600V AC for one minute
Operating temperature range:-40°C to +105°C

■ **Material and Finish**

Insulator:High Temp. Plastic(UL94V-0)
Contact:Phosphor Bronze
Plating:Gold Plated



P/N:2212TBA-XXG-XX



P/N:2214TBA-XXG-XX

■ **Engineering Dimension**

P/N:2212TBA-XXG-XX

Circuits	Dim. A	Dim. B	Circuits	Dim. A	Dim. B	Circuits	Dim. A	Dim. B
1		2.54	15	35.56	38.10	29	71.12	73.66
2	2.54	5.08	16	38.10	40.64	30	73.66	76.20
3	5.08	7.62	17	40.64	43.18	31	76.20	78.74
4	7.62	10.16	18	43.18	45.72	32	78.74	81.28
5	10.16	12.70	19	45.72	48.26	33	81.28	83.82
6	12.70	15.24	20	48.26	50.80	34	83.82	86.36
7	15.24	17.78	21	50.80	53.34	35	86.36	88.90
8	17.78	20.32	22	53.34	55.88	36	88.90	91.44
9	20.32	22.86	23	55.88	58.42	37	91.44	93.98
10	22.86	25.40	24	58.42	60.96	38	93.98	96.52
11	25.40	27.94	25	60.96	63.50	39	96.52	99.06
12	27.94	30.48	26	63.50	66.04	40	99.06	101.60
13	30.48	33.02	27	66.04	68.58			
14	33.02	35.56	28	68.58	71.12			

P/N:2214TBA-XXG-XX

Circuits	Dim. A	Dim. B	Circuits	Dim. A	Dim. B	Circuits	Dim. A	Dim. B
2		2.54	24	27.94	30.48	46	55.88	58.42
4	2.54	5.08	26	30.48	33.02	48	58.42	60.96
6	5.08	7.62	28	33.02	35.56	50	60.96	63.50
8	7.62	10.16	30	35.56	38.10	52	63.50	66.04
10	10.16	12.70	32	38.10	40.64	54	66.04	68.58
12	12.70	15.24	34	40.64	43.18	56	68.58	71.12
14	15.24	17.78	36	43.18	45.72	58	71.12	73.66
16	17.78	20.32	38	45.72	48.26	60	73.66	76.20
18	20.32	22.86	40	48.26	50.80	62	76.20	78.74
20	22.86	25.40	42	50.80	53.34	64	78.74	81.28
22	25.40	27.94	44	53.34	55.88			

■ **Ordering Information**

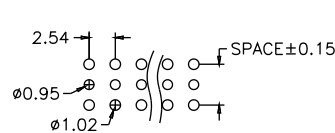
2212TBA-XXG-XX

① TBA:Bottom Entry 3 Side Contact	② No. Of Contacts	③ G:Gold Plated	④ Pitch Type 02:3.17mm 04:3.96mm 05:5.08mm
-----------------------------------	-------------------	-----------------	---

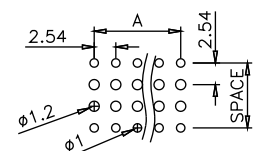
2214TBA-XXG-XX

① TBA:Bottom Entry 3 Side Contact	② No. Of Contacts	③ G:Gold Plated	④ Pitch Type 06:6.50mm 07:7.62mm
-----------------------------------	-------------------	-----------------	--

■ **Recommended PCB Layout**



P/N:2212TBA-XXG-XX



P/N:2214TBA-XXG-XX

Unit:mm