

**Specifications**

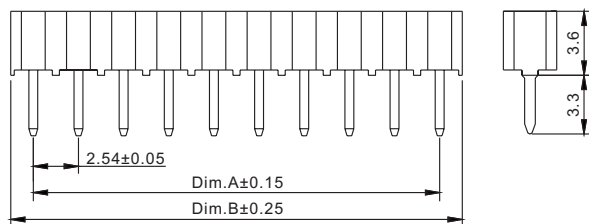
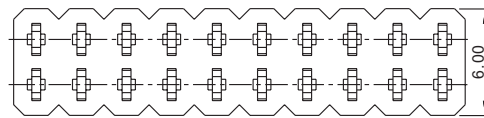
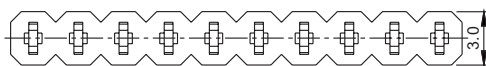
1. Current Rating: 3.0A AC/DC.
2. Voltage Rating: 250V AC/DC.
3. Contact Resistance: 20m ohm. max.
4. Insulation Resistance: 1000M ohm. Min.
5. Withstanding Voltage: 600V AC for one minute.
6. Operating Temperature Range: -40°C to +105°C.

**Material and Finish**

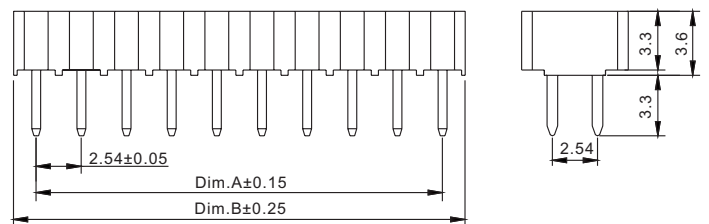
1. Insulator: High Temp Plastic (Nylon 46 UL94V-0).
2. Contact: Phosphor Bronze.
3. Plating: Gold Plated.

**Feature**

1. Design for Home Appliances, Aviation Electronics, Automobile Electronics and Computer(PC) Peripherals.



P/N:2212S-XXG-36



P/N:2214S-XXG-36

**Engineering Dimension**

**P/N:2212S-XXG-36 Dimension**

Circuits	Dim. A	Dim. B	Circuits	Dim. A	Dim. B	Circuits	Dim. A	Dim. B	Circuits	Dim. A	Dim. B
2	2.54	5.08	12	27.94	30.48	22	53.34	55.88	32	78.74	81.28
3	5.08	7.62	13	30.48	33.02	23	55.88	58.42	33	81.28	83.82
4	7.62	10.16	14	33.02	35.56	24	58.42	60.96	34	83.82	86.36
5	10.16	12.70	15	35.56	38.10	25	60.96	63.50	35	86.36	88.90
6	12.70	15.24	16	38.10	40.64	26	63.50	66.04	36	88.90	91.44
7	15.24	17.78	17	40.64	43.18	27	66.04	68.58	37	91.44	93.98
8	17.78	20.32	18	43.18	45.72	28	68.58	71.12	38	93.98	96.52
9	20.32	22.86	19	45.72	48.26	29	71.12	73.66	39	96.52	99.06
10	22.86	25.40	20	48.26	50.80	30	73.66	76.20	40	99.06	101.60
11	25.40	27.94	21	50.80	53.34	31	76.20	78.74			

**P/N:2214S-XXG-36 Dimension**

Circuits	Dim. A	Dim. B	Circuits	Dim. A	Dim. B	Circuits	Dim. A	Dim. B	Circuits	Dim. A	Dim. B	Circuits	Dim. A	Dim. B
4	2.54	5.08	24	27.94	30.48	44	53.34	55.88	64	78.74	81.28			
6	5.08	7.62	26	30.48	33.02	46	55.88	58.42	66	81.28	83.82			
8	7.62	10.16	28	33.02	35.56	48	58.42	60.96	68	83.82	86.36			
10	10.16	12.70	30	35.56	38.10	50	60.96	63.50	70	86.36	88.90			
12	12.70	15.24	32	38.10	40.64	52	63.50	66.04	72	88.90	91.44			
14	15.24	17.78	34	40.64	43.18	54	66.04	68.58	74	91.44	93.98			
16	17.78	20.32	36	43.18	45.72	56	68.58	71.12	76	93.98	96.52			
18	20.32	22.86	38	45.72	48.26	58	71.12	73.66	78	96.52	99.06			
20	22.86	25.40	40	48.26	50.80	60	73.66	76.20	80	99.06	101.60			
22	25.40	27.94	42	50.80	53.34	62	76.20	78.74						

**Ordering Information**

**2212S-XXG-36**

① ② ③ ④

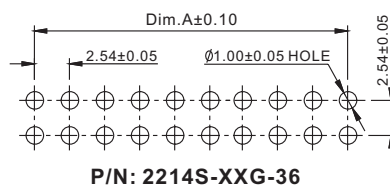
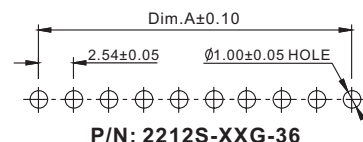
① S: Straight Single Row ② No. Of Contacts	③ G: Gold Plated T: Tin Plated SG: Selective Gold	④ Insulator Height 36=3.60mm
---	---	---------------------------------

**2214S-XXG-36**

① ② ③ ④

① S: Straight Double Rows ② No. Of Contacts	③ G: Gold Plated T: Tin Plated SG: Selective Gold	④ Insulator Height 36=3.60mm
--	---	---------------------------------

**Recommended PCB Layout**



Unit:mm